

# Open Bible Stories - The Son of Promise

---

## Introduction

### Key Idea

The story of Issac's promised birth teaches us God always fulfills his promises.

### Core Belief Verse

*"And if you are Christ's, then you are Abraham's offspring, heirs according to promise." - Galatians 3:29*

## God's Big Story

The eternal God created all things in six days.  
He made a good and perfect world.  
He made humans in his image to fill the earth and rule over creation.  
But humans rebelled against God and ruined God's creation.  
God set to restore his world through his promise.  
God made a covenant with Abraham.  
He promised to bless all nations through Abraham.  
God kept his promises across the generations.  
God provided Abraham with a promised child, Isaac.

## The Story: The Son of Promise

---

05-01



Ten years after Abram and Sarai arrived in Canaan, they still did not have a child. So Abram's wife, Sarai, said to him, "Since God has not allowed me to have children, and now I am too old to have children, here is my servant, Hagar. Marry her also so she can have a child for me."

05-02




So Abram married Hagar. Hagar had a baby boy, and Abram named him Ishmael. But Sarai became jealous of Hagar. When Ishmael was thirteen years old, God again spoke to Abram.

05-03



God said, "I am God Almighty. I will make a covenant with you." Then Abram bowed to the ground. God also told Abram, "You will be the father of many nations. I will give you and your descendants the land of Canaan as their possession, and I will be their God forever. You must circumcise every male in your family."

05-04



"Your wife, Sarai, will have a son - he will be the son of promise. Name him Isaac. I will make my covenant with him, and he will become a great nation. I will make Ishmael a great nation, too, but my covenant will be with Isaac." Then God changed Abram's name to Abraham, which means "father of many." God also changed Sarai's name to Sarah, which means "princess."

05-05



That day Abraham circumcised all the males in his household. About a year later, when Abraham was 100 years old and Sarah was 90, Sarah gave birth to Abraham's son. They named him Isaac, as God had told them to do.

05-06




When Isaac was a young man, God tested Abraham's faith by saying, "Take Isaac, your only son, and kill him as a sacrifice to me." Again, Abraham obeyed God. He prepared to sacrifice his son.

05-07



As Abraham and Isaac walked to the place of sacrifice, Isaac asked, "Father, we have wood for the sacrifice, but where is the lamb?" Abraham replied, "God will provide the lamb for the sacrifice, my son."

05-08




When they reached the place of sacrifice, Abraham tied up his son Isaac and laid him on an altar. He was about to kill his son when God said, "Stop! Do not hurt the boy! Now I know that you fear me because you did not keep your only son from me."

05-09



Nearby, Abraham saw a ram that was stuck in a bush. God had provided the ram to be the sacrifice instead of Isaac. Abraham happily offered the ram as a sacrifice.

05-10



Then God said to Abraham, "Because you were willing to give me everything, even your only son, I promise to bless you. Your descendants will be more than the stars in the sky. Because you have obeyed me, I will bless all the families of the world through your family."

## **Community Study: Gifts to Each One - Celebrating Diversity in Christian Community**

- Key Idea: valuing the gifts God has imparted to each other
- Key Passage: Romans 12:3-8
- Main Session: OBS 5 (The Son of Promise)

### **Recite the Core Belief Verse (3-5 minutes)**

The verse below summarizes the teaching of the current passage. Read the verse out loud as a community. Read it again several times as a group until the whole community can recite it from memory.

It was by faith that Abraham, when he was tested, offered Isaac. It was his only son whom he offered, he who had received the promises. Hebrews 11:17

### **Read the Passage (5 minutes)**

God builds the Christian community with believers/Christians who are uniquely gifted. For the church community to be mature and fruitful, each individual member of the community needs to use the gifts and skills that God has given. In order to understand God's design of Christian community, read the passage below.

gifts and skills that God has given. In order to understand God's design of Christian community, read the passage below.

*"3 For I say, because of the grace that was given to me, that everyone who is among you should not think more highly of themselves than they ought to think. Instead, they should think in a wise way, just as God has given out to each one a certain amount of faith. 4 For we have many members in one body, but not all the members have the same function. 5 In the same way, we who are many are one body in Christ, and are individually members of each other. 6 We have different gifts according to the grace that was given to us. If one's gift is prophecy, let it be done according to the proportion of his faith. 7 If one's gift is service, let him serve. If one has the gift of teaching, let him teach. 8 If one's gift is encouragement, let him encourage. If one's gift is giving, let him do it generously. If one's gift is leading, let it be done with care. If one's gift is in showing mercy, let it be done with cheerfulness. — Romans 12:3-8"*

#### **Explore the Idea** (10–15 minutes)

God gifts each member of the Christian community with gifts and abilities that serve the whole community. Use the following questions to explore what it means to be a part of such a diverse body.

1. How does this passage describe God's design for Christian community?
2. Why is it important that God uniquely gifted members of the church community? How does the unique giftedness of each member make the community strong and mature?
3. How might a community (unfortunately) discourage individual members from using/exercising their gifts?
4. What are healthy, God-honoring ways that we should view ourselves as we consider our giftedness?
5. How will your community encourage each member to use their unique gifts for God and for the good of the community?

#### **Name Your Gifts** (5 minutes)

Think about how God may have uniquely gifted you as a member of the Christian community. Try to name specific ways you can

contribute to the work of the community. God has uniquely gifted me to...

**Encourage Each Other** (10–15 minutes)

Think about the time you have spent as a community so far. Each person should identify at least one other member and mention (written or spoken) something they appreciate about that person. You can use the following prompt below I am thankful for [name of person] because [reason this person makes the community strong]...

**Pray to God** (5 minutes)

Divide the community into groups of 2–3 people. Have each person pray an encouraging prayer over them.

**Sing a Song** (3–5 minutes)

Choose a song that is fitting for this session. Sing this song as a community.

## **Movement 1: Understand the Story**

---

*Read each question aloud. Give the group time to answer before sharing the answer.*

### **Observation Questions**

05-01

Why did Sarai think she would not have children?

She was too old.

What did Sarai tell Abram to do in order to have a child?

Sarai told Abram to marry her servant Hagar, so Hagar could have a child for her.

05-02

What was the name of Hagar's child?

His name was Ishmael.

What problem happened between Sarai and Hagar?

Sarai became jealous of Hagar.

05-03

What covenant promises did God make to Abram?

Abram would be the father of many nations, and God would give the land of Canaan to him and to his descendants.

What did God tell Abram to do as a sign of the covenant between them?  
Abram must circumcise every male in his family.

*05-04*

Who did God say would be the son of the promise?  
Isaac, Sarai's son, would be the son of promise.

Who did God say would become a great nation?  
Both Isaac and Ishmael would become great nations.

With which child did God say he would make his covenant?  
God said he would make his covenant with Isaac.

What did Abram's new name, Abraham, mean?  
His name means father of many.

What did Sarai's new name, Sarah, mean?  
Her name means princess.

*05-05*

What did Abraham do to all the males of his household?  
Abraham circumcised all the males of his household.

How old were Abraham and Sarah when Isaac was born?  
Abraham was 100 years old and Sarah was 90 years old when Isaac was born.

*05-06*

What did God ask Abraham to do to Isaac when Isaac was a young man?  
God asked Abraham to sacrifice Isaac to him.

Why did God ask Abraham to sacrifice Isaac?  
God did this to test Abraham's faith.

How did Abraham respond to God's test?  
Abraham obeyed God and prepared Isaac as a sacrifice.

*05-07*

What did Isaac ask his father when they walked to the place of sacrifice?  
Isaac asked his father where the lamb for the sacrifice was.

What did Abraham tell Isaac was the reason they did not have a lamb for the sacrifice?

Abraham said God would provide the lamb for the sacrifice.

*05-08*

What did Abraham do to Isaac when they reached the place of sacrifice?

Abraham tied up his son Isaac and laid him on the altar.

What did God tell Abraham as he was about to sacrifice Isaac?

God told Abraham to stop and not hurt his son. God now saw that Abraham was willing to obey God.

Did God want Abraham to kill Isaac?

No, God only wanted to see if Abraham would obey him.

*05-09*

What did God provide as a sacrifice instead of Isaac?

God provided a ram stuck in a bush.

What did Abraham do with the ram?

Abraham happily offered the ram as the sacrifice instead of his son Isaac.

*05-10*

What did God promise to do for Abraham because Abraham had obeyed him?

God promised that Abraham's descendants would be more than the stars in the sky, and that all the families of the world would be blessed through his family.

## **Movement 2: Theological Questions**

---

### **What Does This Story Teach Us?**

1. What causes people to doubt God's promises? What does this story teach us about doubt and disobedience?
2. Why should we trust God's promises? What does God do in this story to show us why we can trust his promises?
3. What kind of sacrifice is acceptable to God? What does this story teach us about how God provides for his people through sacrifice?

## Movement 3: Live It Out

---

### Personal Implications & Applications From The Story

*Guide the group to discuss practical obedience from this story and name concrete next steps.*

1. When have you ever doubted God's promises? How did your doubt cause you to disobey God's commands?
2. When have you ever experienced God testing your faith? What was this experience like?
3. How might you have responded if you were in Abram or Sarai's situation?
4. Think about this week. Where does "The Son of Promise" challenge you to obey God in a practical way?
5. How does this key idea shape one decision you need to make right now: The story of Issac's promised birth teaches us God always fulfills his promises.

## Movement 4: Retell the Story

---

*Invite the group to retell the story several times until they can tell it clearly and faithfully.*

1. Can someone retell "The Son of Promise" from beginning to end in their own words?
2. Retell this story again, but focus on what God did at each key moment.
3. Retell the story in three parts: beginning, middle, and ending. What changed in each part?
4. If you were teaching this story to your family tonight, how would you tell it simply and clearly?

### Church Ministry

Reflect on how this story can edify and mature the Christian community. Design a way to minister this story to your church community.

**Ministry Preparation:** Take time to consider how you could minister this story to others. What setting, audience, or approach would you use? Record your ideas below.

**Ministry Implementation:** Minister this story to a group of believers as you had planned. Use the information in this study to help develop a teaching or lead a discussion. Record your ministry plan below.

**Ministry Reflection:** Think about what you learned from ministering this story to other believers. What went well? What would you do differently? Reflect on your experience below.

## **Movement 5: Share It**

---

*Help each person plan how they will share this story with others before the next gathering.*

1. Who is one specific person you will share "The Son of Promise" with this week?
2. When and where will you share this story with them?
3. What is the one main truth from this story you want them to remember?

Report-back next meeting: Who did you share with, and what happened?

### **Mission Engagement**

Consider how you will witness this story to unbelievers. Design a way to share this story and engage them in what it teaches about Christianity and the gospel.

**Witness Preparation:** Take time to consider how you will witness this narrative to unbelievers. What context, relationship, or opportunity will you use? Record your ideas below.

**Witness Implementation:** Share this story with an unbeliever. Use the information in this study to help develop a natural conversation or teaching. Record your plan below.

**Witness Reflection:** Think about what you learned from sharing this story with unbelievers. What did they respond to? What questions did they ask? Reflect on your experience below.